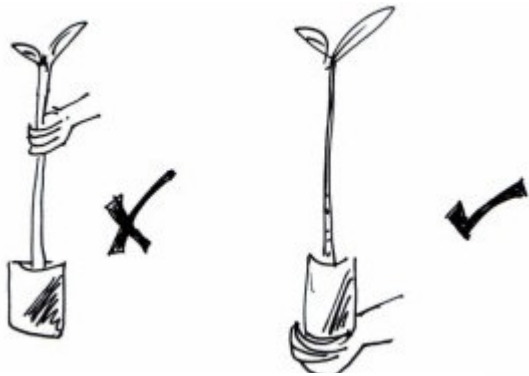



# Quick Guide to Planting of Mangrove Seedlings for Rehabilitation

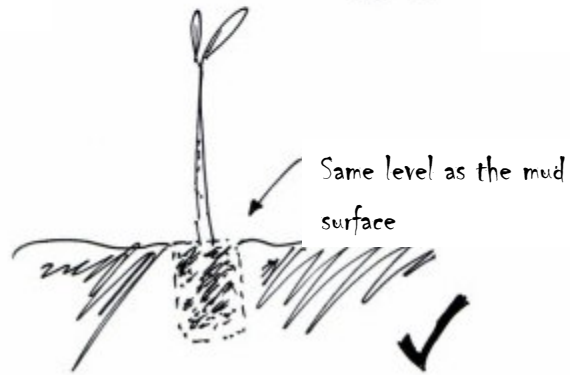
Proper handling of the seedlings will increase their survival rate!



1. Hold the base of the plant. Do not carry the plant by the stem.

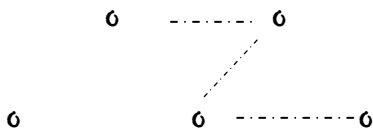


3. Remove the polybag before planting.



4. Ensure the seedling is planted into the hole at the correct depth.

0 ← 2m to 8m → 0



5. Ensure the seedling is planted at least 2 - 8m apart and alternately (in a Zig-Zag line).